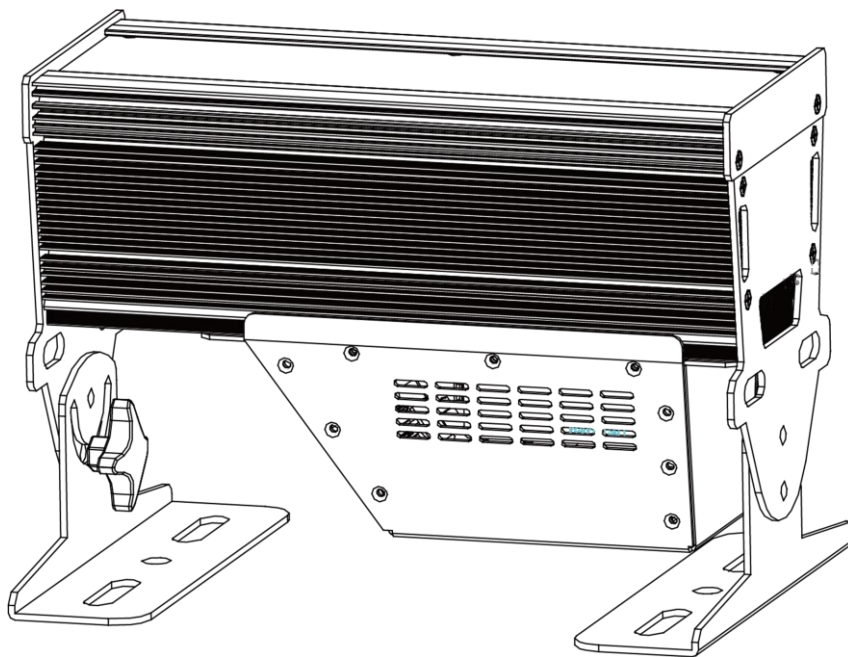


# DASHLIGHT 4

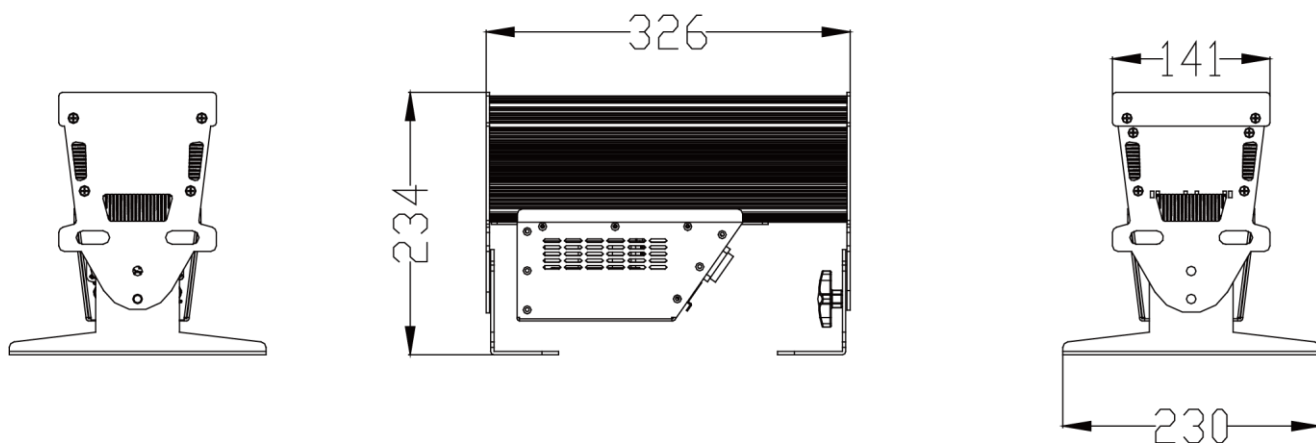
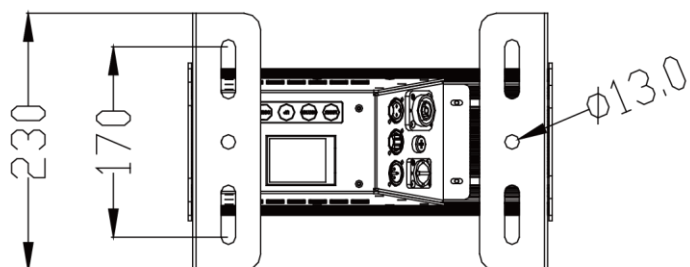
## USER MANUAL



# 1 PRODUCT

## 1.1 TECHNICAL SPECIFICATIONS

Type	DashLight 4
LED colors	Red/Green/Blue/Amber/Lime
Power	110W
Voltage Range	AC100~240V,50/60Hz
Protection	IP20
Operation Temperature	0°C~45°C
Dimensions	326X230X234mm
Weight	5.5kg



## 1.2 Safety Notes

### **IMPORTANT**

- This product must be installed by a qualified professional.
- In order to maintain this condition and to ensure a safe operation, it is absolutely necessary for the user to follow the safety instructions and warning notes
- The manufacturer will not accept liability for any resulting damages caused by the non-observance of this manual or any unauthorized modification to the device.

### **CAUTION!**

- Make sure that the available voltage is not higher than stated on the rear panel.
- Do not touch the power cables if your hands are wet.
- The earth wire must always be connected to the ground. Therefore it is essential to connect the yellow/green conductor to earth.
- Make sure that the power-cord is never crimped or damaged by sharp edges. Check the device and the power-cord from time to time. The electric connection, repairs and servicing must be carried out by a qualified employee.
- Always disconnect power input cable to completely remove power from unit when not in use or before cleaning or servicing the fixture.
- Do not switch the fixture on and off in short intervals as this would reduce the lamp's life.
- Do not touch the device's housing bare hands during its operation (housing becomes hot)! The surface of the product's casing can reach up to 70° C (158° F) during operation. Avoid contact by persons and materials. Do not install the product in a location where there is a risk of accidental contact. Allow the product to cool for at least 10 minutes before handling.
- For replacement use lamps and fuses of same type and rating only.
- Please protect the fixture and avoid destroy during transport and installation. If there is any damage to the coating, the shell may be corroded.
- When hanging lamps and lanterns, it is necessary to verify that facilities and hooks can bear at least 10 times the weight of lamps and lanterns.
- Fix the safety rope at the correct holes only. Only operate the fixture after having checked that the housing is firmly closed and all screws are tightly fastened.
- The maximum ambient temperature 45°C must never be exceeded. Do not operate the product if the ambient temperature (Ta) exceeds 45° C (115° F).

### **Electrical Warning**

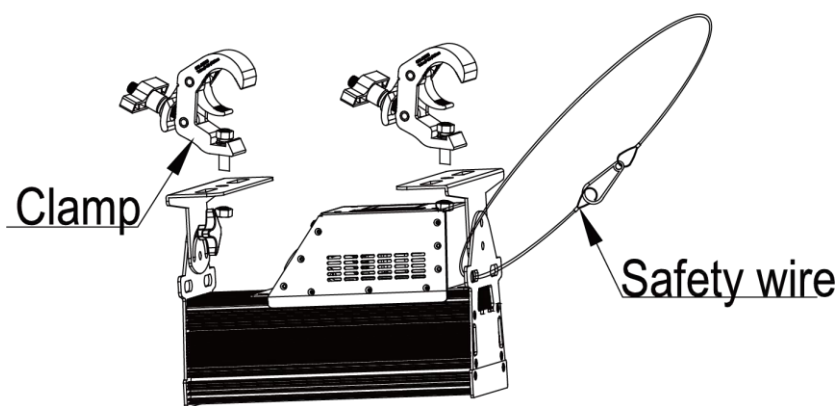
- The light source contained in this luminaire shall only be replaced by the manufacturer or his service agent or a similar qualified person

# 2 INSTALLATION

## 2.1 MOUNTING

### UPRIGHT

- ◆ For overhead use, always install a safety cable that can hold at least 10 times the weight of the fixture.
- ◆ For overhead installation, the fixture must be always secured with a safety wire that can bear at least 10 times the weight of the fixture; Secure the fixture with a safety cable through the rear safety eye as shown.
- ◆ Ensure that the structure (truss) to which you are attaching the fixture is secure



**Hanging layout**

## 2.2 POWER CONNECTIONS

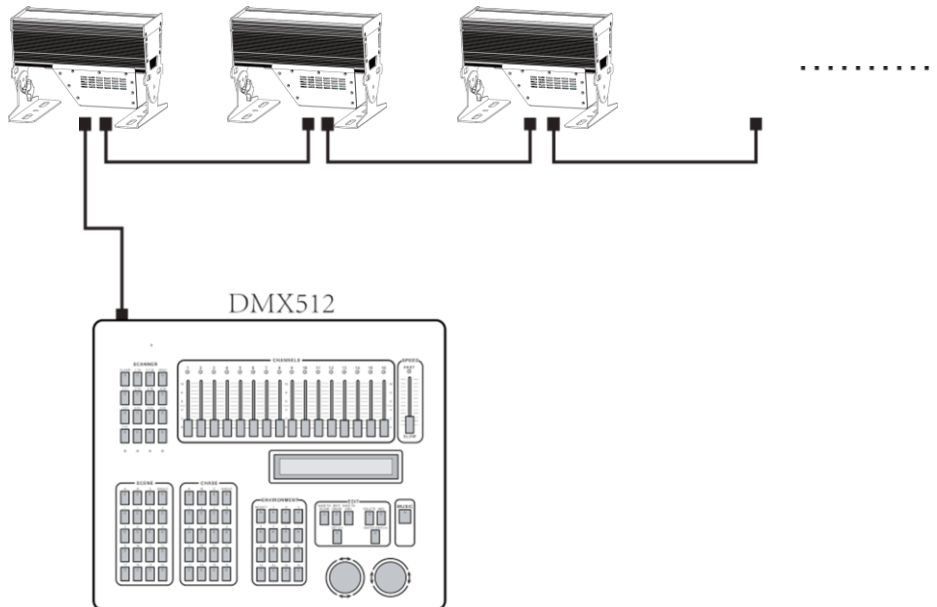
- ◆ POWER Linking: 6 units@110V; 13 units@220V.
- ◆ This product has an auto-ranging power supply that can work with an input voltage range of 100–240 VAC, 50/60 Hz.

AC Plug

Connection	Wire (U.S.)	Wire(Europe)	Screw Color
AC Live	Black	Brown	Yellow/Brass
AC Neutral	White	Blue	Silver
AC Ground	Green/Yellow	Green/Yellow	Green

## 2.3 Data network requirements

- ◆ Connect the DMX512 controller to the units in series. A DMX 512 data link is required in order to control the fixture via DMX. The fixture has 3/5-pin XLR connectors for DMX data input and output.
- ◆ Each unit has 13 DMX channels so the DMX Addresses should increase by increments of 1, (Nx1)+1, (Nx2)+1, (Nx3)+1...
- ◆ Any DMX address in the range from 001 to 512 may be used.








# 3 FUNCTIONS AND SETTINGS

## 3.1 DISPLAY OPERATION

- ◆ MENU: Used to access the menu or to return a previous menu option;
- ◆ ENTER: Used to select and store the current menu or confirm the current function value or option within a menu;
- ◆ UP: Navigates downwards through the menu list and increases the numeric value when in a function;
- ◆ DOWN: Navigates upwards through the menu list and decreases the numeric value when in a function;

## 3.2 Menu Map

 STATIC	STATIC	RED	0-255		Combine [RED],[GREEN],[BLUE],[AMBER] [LIME]to create an infinite range of colors(0-255). Set the value of the [STROBE](0-25Hz).
		GREEN	0-255		
		BLUE	0-255		
		AMBER	0-255		
		LIME	0-255		
		STROBE	0-25		
 ADDRESS	ADDRESS	001-512 ( default001 )			Set the DMX ADDRESS
 RUN	RUN MODE	DMX512 ( default )			Select signal control protocol
		ARTNET			
		ARTNET TO DMX			
		SACN			
		SLAVE			
PERSON	HSIC	Use the menu to select desired channel mode			
	SSP				
	TOUR ( default )				
	TR16				
	PIXEL.1				
	PIXEL.2				
	PIXEL.3				
EDIT	PROGRAM 1-2	SCENE 01-10	RED	0-255	Enter the [EDIT] mode to edit the custom programs [PROGRAM01] to [PROGRAM2]. Each custom program has 10 scenes that can be edited. Fade transition time, time 0-255 unit is second, fade time setting should be less than time setting.
			GREEN	0-255	
			BLUE	0-255	
			AMBER	0-255	
			LIME	0-255	
			STROBE	0-25	
			TIME	0-255	
			FADE	0-255	

	UPLOAD	****	SEND		Select <b>[UPLOAD]</b> to upload the custom programs	
	AUTO PROGRAM	AUTO 1	0-255		Selects automatic AUTO program and AUTO program speed. Programs [CUSTOM 1] to [CUSTOM 2] are fully pre-programmed and can be edited in [EDIT] mode.	
		AUOT 2	0-255			
		...	0-255			
		AUTO 10	0-255			
		PR 1				
		PR 2				
	SETTING	****	RESET	****	RESET	Restore factory settings
			DIMMER	DIM4 (default)		Dimming curves <b>DIM1</b> (fast) to <b>DIM4</b> (slow);
				OFF		
			DMX	SAVE (default)		Hold after loss of DMX signal
			ERROR	BLACK		Blackout after loss of DMX signal
			CELL ORDER	LEFT to RIGHT		Cell order
				RIGHT to LEFT		
			PWM RATE	1200HZ (default)		Sets the PWM frequency
				2400HZ		
				4000HZ		
				6000HZ		
				25000HZ		
			DISP KEY	ON (default)		Locks display (passcode is <UP>, <DOWN>, <UP>, <DOWN>, <ENTER>)
				OFF		
			DISP TIME	ON		Display backlight always on
				10s		Turns off display backlight after 10s/30s /2min of inactivity
				30s (default)		
				2min		
			NETWORK	NET SWITCH	OFF	Net switch off IP mode
					ON	Net switch on IP mode
				UNIVERS	0-255	
IP MODE	DEFAULT IP			Default IP		
	CUSTOM IP			Customer's IP		
	CUSTOM IP XXX.XXX.XXX.XXX		Customer's IP setting			
CCT	1800K		Preset color temperatures			
	2200K					
	2700K					
	3000K					
	3200K					
	4000K					

		4500K			
		5000K			
		5600K			
		6000K			
		6500K			
		7000K			
		8000K			
		10000K			
	PRESET COLOR	COLOR 1	Preset colour (See Annex I for details)		
		COLOR 2			
		...			
		COLOR 48			
	INFO	FIXTURE HOURS		Hours of fixture use	
		VERSION		Software versions	
		NETWORK		Check network parameter	
		RDM	UID	0x388Axxxxxxx	Check fixture's ID
			LABEL	MINI CYC	Check fixture's LABEL

All passwords of this product are <UP>, <DOWN>,<UP>, <DOWN>, <ENTER>)

# 4 USING A DMX512 CONTROLLER

## 4.1 DMX CONTROL

HSIC (7CH)	Value	Function
CH.1	0-255	INTENSIYT
CH.2	0-255	HUE
CH.3	0-255	HUE FINE
CH.4	0-255	SATURATION
CH.5	<b>CCT</b>	
	0-9	NO FUNCTION
	10	1800K
	25	2200K
	40	2700K
	55	3000K
	70	3200K
	85	4000K
	100	4500K
	115	5000K
	130	5600K
	145	6000K
	160	6500K
	175	7000K
	190	8000K
	205	10000K
255	10000K	
CH.6	<b>STROBE</b>	
	0-9	NO FUNCTION
	10-99	STROBE FROM SLOD TO FAST (0-25Hz)
	100-109	NO FUNCTION
	110-179	THUNDER STROBE
	180-189	NO FUNCTION
	190-255	RANDOM SROBE
CH.7	<b>CONTROL (EXECUTE AFTER 3 SECONDS)</b>	
	0-10	NO FUNCTION
	11-80	RESERVED
	81-90	CELL ORDER LEFT to RIGHT
	91-100	CELL ORDER RIGHT to LEFT
	101-110	DIMMER OFF
	111-120	DIMMER DIM4
	121-150	RESERVED
	151-160	1200Hz
	161-170	2400Hz
	171-180	4000Hz

	181-190	6000Hz
	191-200	25000Hz
	201-210	ALL RESET
	211-255	RESERVED

SSP (8CH)	TOUR (13CH)	TR16 (19CH)	Value	Function
CH.1	CH.1	CH.1	0-255	MASTER DIMMER
--	--	CH.2	0-255	MASTER DIMMER FINE
CH.2	CH.2	CH.3	0-255	RED
--	--	CH.4	0-255	RED FINE
CH.3	CH.3	CH.5	0-255	GREEN
--	--	CH.6	0-255	GREEN FINE
CH.4	CH.4	CH.7	0-255	BLUE
--	--	CH.8	0-255	BLUE FINE
CH.5	CH.5	CH.9	0-255	AMBER
		CH.10	0-255	AMBER FINE
CH.6	CH.6	CH.11	0-255	LIME
--	--	CH.12	0-255	LIME FINE
			<b>PRESET COLOR</b>	
--	CH.7	CH.13	0-10	NO FUNCTION
			11-255	PRESET COLOR (详细见附件一)
			<b>CCT</b>	
			0-9	NO FUNCTION
			10	1800K
			25	2200K
			40	2700K
			55	3000K
			70	3200K
			85	4000K
--	CH.8	CH.14	100	4500K
			115	5000K
			130	5600K
			145	6000K
			160	6500K
			175	7000K
			190	8000K
			205	10000K
			255	10000K
			<b>STROBE</b>	
			0-9	NO FUNCTION
CH.7	CH.9	CH.15	10-99	STROBE FROM SLOD TO FAST (0-25Hz)
			100-109	NO FUNCTION
			110-179	THUNDER STROBE
			180-189	NO FUNCTION

			190-255	RANDOM SROBE
--	CH.10	CH.16	<b>STATIC PIXEL</b>	
			0-9	NO FUNCTION
			10-28	1
			29-56	2
			57-84	3
			85-112	4
			113-140	1,2
			141-168	3,4
			169-196	1,3
			197-224	2,4
			225-255	ALL LED OUT
--	CH.11	CH.17	<b>PIXEL EFFECT</b> ( associated with CH1-CH8 )	
			0-9	NO FUNCTION
			10-15	1-4 Single light cycling operation
			16-21	4-1 Single light cycling operation
			22-27	1-4-1 Single light cycling operation
			28-33	1-2 ,4-3 Gathering from 2 sides to the center in turn
			34-39	1 ( Illuminance30% ) - 2 ( Illuminance60% ) 3 ( Illuminance100% )
			40-45	2 ( Illuminance30% ) - 3 ( Illuminance60% ) 4 ( Illuminance100% )
			46-51	4 ( Illuminance30% ) - 3 ( Illuminance60% ) 2 ( Illuminance100% )
			52-57	3 ( Illuminance30% ) - 2 ( Illuminance60% ) 1 ( Illuminance100% )
			58-63	1-4 Single 2700k cycling operation
			64-69	4-1 Single 2700k cycling operation
			70-75	1-4-1 Single 2700k cycling operation
			76-81	1-2 ,4-3 2700K gathering from 2 sides to the center in turn
			82-87	1-4 Single 6000k cycling operation
			88-93	4-1 Single 6000k cycling operation
			94-99	1-4-1 Single 6000k cycling operation
			100-105	1-2 ,4-3 6000K gathering from 2 sides to the center in turn
			106-110	Red background, 1-4 100% green lightness runs
			111-115	Red background, 4-1 100% green lightness runs
			116-120	Red background, 1-4-1 100% green lightness runs
			121-125	Red background, 1-2,4-3 100% green lightness runs
			126-130	Green background, 1-4 100% blue lightness runs
			131-135	Green background, 4-1 100% blue lightness runs
			136-140	Green background, 1-4-1 100% blue lightness runs
			141-145	Green background, 1-2,4-3 100% blue lightness runs
			146-150	Blue background, 1-4 100% green lightness runs
			151-155	Blue background, 4-1 100% green lightness runs
			156-160	Blue background, 1-4-1 100% green lightness runs
			161-165	Blue background, 1-2,4-3 100% green lightness runs
			166-170	Amber background, 1-4 100% red lightness runs
			171-175	Amber background, 4-1 100% red lightness runs
			176-180	Amber background, 1-4-1 100% red lightness runs

			181-185	Amber background, 1-2,4-3 100% red lightness runs
			186-190	Lime background, 1-4 100% red lightness runs
			191-195	Lime background, 4-1 100% red lightness runs
			196-200	Lime background, 1-4-1 100% red lightness runs
			201-205	Lime background, 1-2,4-3 100% red lightness runs
			206-210	(1,2)-(3,4)
			211-215	(3,4)-(1,2)
			216-220	(1,3)-(2,4)
			221-225	1-2red ,3-4blue
			226-230	1-2orange ,3-4cyan
			231-235	1-2yellow ,3-4purple
			236-240	1-2green ,3-4orange
			241-245	1-2cyan ,3-4red
			246-250	1-2blue ,3-4yellow
			251-255	1-2purple ,3-4green
--	CH.12	CH.18	0-255	AUTO SPEED ADJUSTMENT
CH.8	CH.13	CH.19	<b>CONTROL</b> (EXECUTE AFTER 3 SECONDS)	
			0-10	NO FUNCTION
			11-80	RESERVED
			81-90	CELL ORDER LEFT to RIGHT
			91-100	CELL ORDER RIGHT to LEFT
			101-110	DIMMER OFF
			111-120	DIMMER DIM4
			121-150	RESERVED
			151-160	1200Hz
			161-170	2400Hz
			171-180	4000Hz
			181-190	6000Hz
			191-200	25000Hz
			201-210	ALL RESET
211-255	RESERVED			

PIXEL.3 (20CH)	PIXEL.2 (23CH)	PIXEL.1 (15CH)	Value	Function
RGBAL	RGBAL	RGB		
--	CH.1	CH.1	0-255	DIMMER
--	CH.2	CH.2	<b>STROBE</b>	
			0-9	NO FUNCTION
			10-99	STROBE FROM SLOD TO FAST (0-25Hz)
			100-109	NO FUNCTION
			110-179	THUNDER STROBE
			180-189	NO FUNCTION

			190-255	RANDOM SROBE
CH.1	CH.3	CH.3	0-255	RED1
CH.2	CH.4	CH.4	0-255	GREEN1
CH.3	CH.5	CH.5	0-255	BLUE1
CH.4	CH.6	--	0-255	AMBER1
CH.5	CH.7	--	0-255	LIME1
CH.6	CH.8	CH.6	0-255	RED2
CH.7	CH.9	CH.7	0-255	GREEN2
CH.8	CH.10	CH.8	0-255	BLUE2
CH.9	CH.11	--	0-255	AMBER2
CH.10	CH.12	--	0-255	LIME2
CH.11	CH.13	CH.9	0-255	RED3
CH.12	CH.14	CH.10	0-255	GREEN3
CH.13	CH.15	CH.11	0-255	BLUE3
CH.14	CH.16	--	0-255	AMBER3
CH.15	CH.17	--	0-255	LIME3
CH.16	CH.18	CH.12	0-255	RED4
CH.17	CH.19	CH.13	0-255	GREEN4
CH.18	CH.20	CH.14	0-255	BLUE4
CH.19	CH.21	--	0-255	AMBER4
CH.20	CH.22	--	0-255	LIME4
--	CH.23	CH.15	<b>CONTROL</b> (EXECUTE AFTER 3 SECONDS)	
			000-010	NO FUNCTION
			011-080	RESERVED
			081-090	CELL ORDER LEFT to RIGHT
			091-100	CELL ORDER RIGHT to LEFT
			101-110	DIMMER OFF
			111-120	DIMMER DIM4
			121-150	RESERVED
			151-160	1200Hz
			161-170	2400Hz
			171-180	4000Hz
			181-190	6000Hz
			191-200	25000Hz
			201-210	ALL RESET
211-255	RESERVED			

# Annex 1

PRESET COLOR	Value	Color Names		x	y
	0-10	NO FUNCTION			
COLOR 1	11-15	L176	Loving Amber	0.407	0.321
COLOR 2	16-20	R40	Light Salmon	0.499	0.321
COLOR 3	21-25	L24	Scarlet	0.561	0.296
COLOR 4	26-30	L164	Flame Red	0.659	0.302
COLOR 5	31-35	L747	Easy White	0.389	0.344
COLOR 6	36-40	R303	Warm Peach	0.448	0.353
COLOR 7	41-45	L08	Dark Salmon	0.498	0.347
COLOR 8	46-50	L25	Sunset Red	0.566	0.359
COLOR 9	51-55	L04	Medium Bastard Amber	0.37	0.335
COLOR 10	56-60	L237	CID(To Tungsten)	0.43	0.365
COLOR 11	61-65	R321	Soft Golden Amber	0.477	0.406
COLOR 12	66-70	L652	Urban Sodium	0.535	0.399
COLOR 13	71-75	L212	LCT Yellow(Y1)	0.34	0.363
COLOR 14	76-80	L765	LEE Yellow	0.389	0.412
COLOR 15	81-85	L513	Ice And A Slice	0.38	0.447
COLOR 16	86-90	L100	Spring Yellow	0.41	0.502
COLOR 17	91-95	L244	LEE Plus Green	0.324	0.388
COLOR 18	96-100	R4430	CalColor 30 Green	0.318	0.44
COLOR 19	101-105	L122	Fern Green	0.234	0.543
COLOR 20	106-110	L90	Dark Yellow Green	0.184	0.641
COLOR 21	111-115	L243	LEE Fluorescent3600K	0.286	0.37
COLOR 22	116-120	R92	Tuiquoise	0.235	0.36
COLOR 23	121-125	R94	Kelly Green	0.185	0.459
COLOR 24	126-130	L327	Forest Green	0.162	0.496
COLOR 25	131-135	L191	Cosmetic Aqua Blue	0.3	0.318
COLOR 26	136-140	L728	Steel Green	0.256	0.302
COLOR 27	141-145	L117	Steel Blue	0.223	0.278
COLOR 28	146-150	L354	Special Steel Blue	0.173	0.265
COLOR 29	151-155	L53	Paler Lavender	0.284	0.284
COLOR 30	156-160	L501	New Colour Blue	0.246	0.249
COLOR 31	161-165	L174	Dark Steel Blue	0.204	0.205
COLOR 32	166-170	L165	Daylight Blue	0.159	0.158
COLOR 33	171-175	L136	Pale Lavender	0.288	0.254
COLOR 34	176-180	L194	Surprise Pink	0.24	0.183
COLOR 35	181-185	L142	Pale Violet	0.209	0.148
COLOR 36	186-190	L700	Perfect Lavender	0.177	0.07
COLOR 37	191-195	L35	Light Pink	0.335	0.289
COLOR 38	196-200	L794	Pretty'n Pink	0.335	0.251
COLOR 39	201-205	L328	Follies Pink	0.335	0.18
COLOR 40	206-210	L795	Magical Magenta	0.327	0.138
COLOR 41	211-215	L154	Pale Rose	0.35	0.318
COLOR 42	216-220	L127	Smokey Pink	0.397	0.265
COLOR 43	221-225	L192	Flesh Pink	0.41	0.237
COLOR 44	226-230	L332	Special Rose Pink	0.465	0.193
COLOR 45	231-235	L790	Moroccan Pink	0.378	0.324
COLOR 46	236-240	L157	Pink	0.457	0.272
COLOR 47	241-245	R332	Cherry Rose	0.489	0.295
COLOR 48	246-250	L128	Cool LED Bright Pink	0.57	0.263
	251-255	NO FUNCTION			