

# eclipse

## 350C6

### ◆ PRODUCT INTRODUCTION

**Eclipse 350 C6** is a outstanding RGBALC 6 color profile, covering full color range. It is compated with CCS, technology, precised CCT from 1800-10000K, reaching super high CRI  $\geq 95$ .

Eclipse 350 C6, also has the perfect dimming curve and crystal-clear projection. It's designed for theater, opera, TV, rental and show applications!



### ◆ PRODUCT PARAMETERS

#### Optical System

Light source: 350W RGBALC

Luminous flux: 15134 lm

Angle: 5°/10°/14°/19°/26°/36°/50°/15°-30°/25°-50°

CCT: 1800K-10000K

CRI/CRI R9/TLCI/CQS: 95/90/95/80

#### Appearance

Size: 578x371x226mm

Weight: 8kg

Casing: Die-cast aluminum

Color: Black

#### Electrical Specs

Voltage: 100-240VAC, 50/60Hz

Max. Power: 350W

Power Connection: Power in and out

#### Control System

Dimmer: 0-100% 16Bit

Cooling: Forced Convection

Control: DMX512, RDM

Con Personality: BASIC(4CH), SSP (8CH), TOUR (14CH), TR16 (21CH), HSIC (8CH), CMY (10CH)

Display: On board Control, 0-25Hz Strobe

#### Work Environment

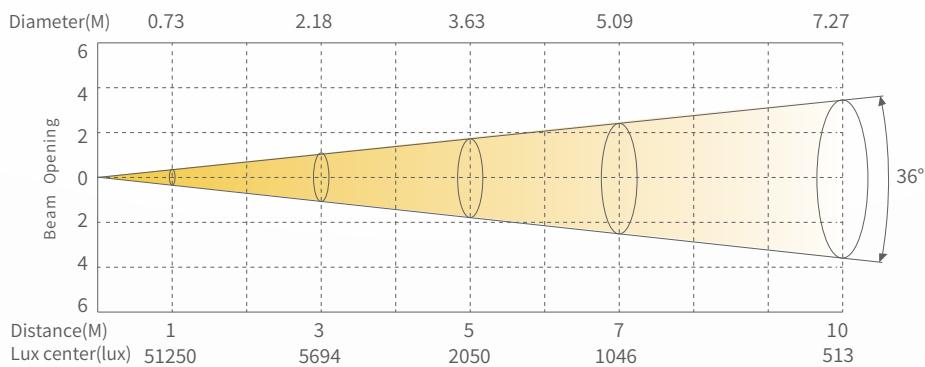
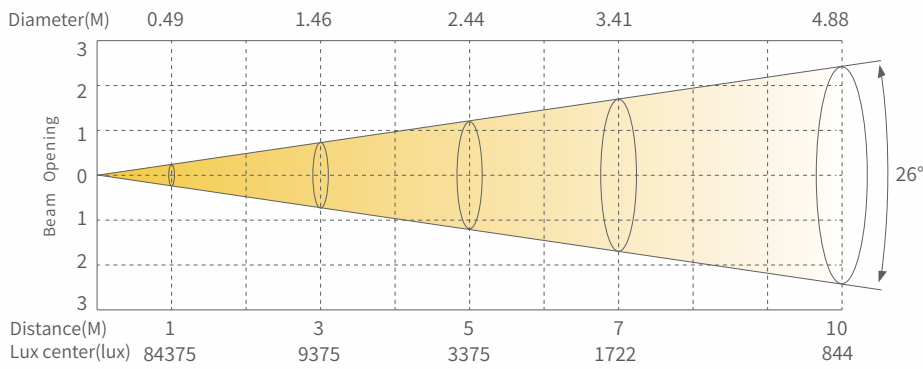
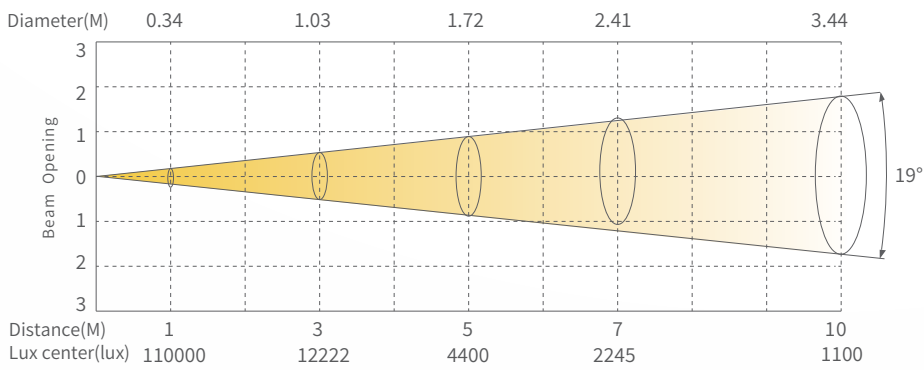
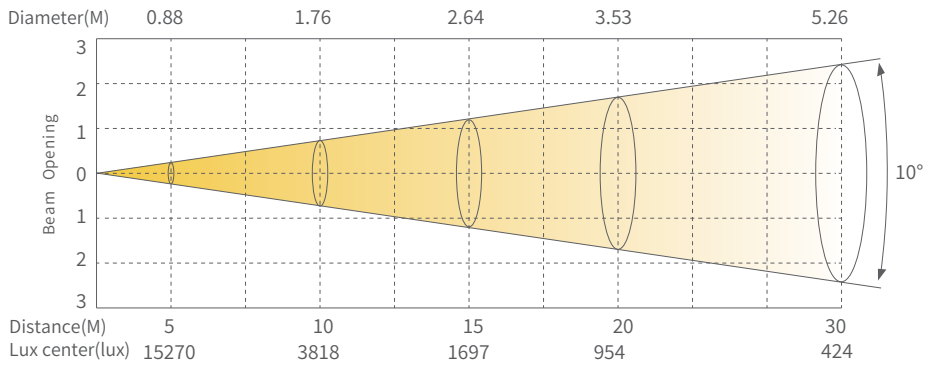
Ambient Temp: 0°C-45°C

IP Rated: IP20

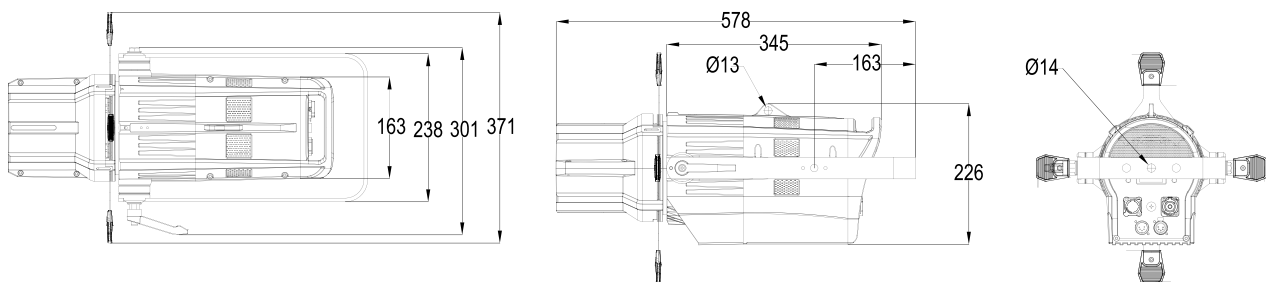
#### Certification

CE, MET

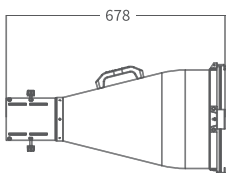
◆ ILLUMINANCE AT DISTANCE



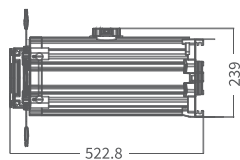
◆ DIMENSIONS



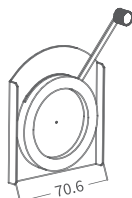
◆ ACCESSORIES (Accessories not included unless otherwise stated)



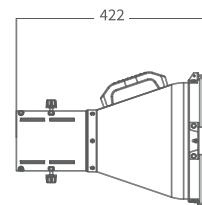
The focusing barrel(5°)



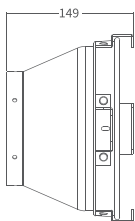
Zoom barrel(15°-30°)



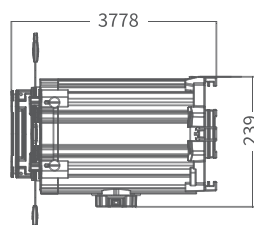
Aperture



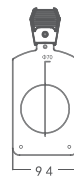
The focusing barrel(10°)



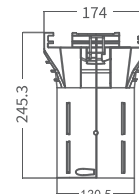
The focusing barrel(14°)



Zoom barrel(25°-50°)



Glass gobo holder  
Metal gobo holder  
Soft-edg



Lens barrel  
(e19° 6813100003)  
(e26° 6813100002)  
(e36° 6813100004)  
(e50° 6813100005)